



DEEP DOCTOR

MICRO WATER Wellness Device

Product User Manual

Please read this manual carefully before use and keep it properly after reading.



DEEP DOCTOR

MICRO WATER Wellness Device



**MICRO
WATER BEAUTY**

Microdroplet Water Light Beauty Device

The upgraded version of traditional hydro-luminous products revolutionizes conventional spray effects through patented micro-droplet sonic jet technology. Delivering millisecond-level repeated spraying to the skin's surface, these micro-droplets achieve superior penetration—unlike traditional sprays with oversized particles that fail to penetrate deeper layers. Utilizing high-pressure, high-frequency sonic jetting, the technology creates micro-droplet penetration for transformative results on skin, scalp, and body. Micro-droplet hydro-luminosity epitomizes the pinnacle of beauty technology!



Microdroplet Sonic Jet Technology



Repeated micro-droplet spraying onto the skin surface enhances penetration efficiency!



DEEP DOCTOR

MICRO WATER Wellness Device



MICRO WATER BEAUTY



points OF CONCERN WITH THE USE INSTRUCTIONS

- ◆ Thank you for purchasing our products. To ensure safe use of this device, the user manual must be strictly followed. When lending or gifting this instrument to others, please ensure to provide the user manual along with the device.
- ◆ The wooden product instruction manual is accompanied by a warranty card. Please ensure that you have filled in details such as the purchase date and store name, and keep them securely.

■ icon

	Danger	Content that is highly likely to cause death or serious injury.
	Warn	Content that may cause death or serious injury to individuals.
	pay attention	Content that may cause minor injuries to individuals or property damage Nan refers to the expanded dispersion caused by houses, furniture, and household items.



to ensure the correct and safe use of this device

Read the package insert carefully before use and use it as directed.

To prevent personal injury or property damage to you or others, we use the following diagram to illustrate the severity of risks and potential losses. Please understand the content before reading the main text.

※The symbols and meanings of warning signs are as follows

■ icon

	Content that cannot be performed (prohibited). ※The specific content is marked with a red border in the figure.
	Indicates the content that must be followed.
	Indicates content that requires attention.



For the correct and safe use of this instrument

to prevent the occurrence of adverse events or physical discomfort



- ◆ Do not use this instrument if you are using the following medical electronic potentiometer. Otherwise, accidents and physical discomfort may occur due to incorrect operation of medical electronic instruments.



prohibit

Implantable medical electronic devices such as pacemakers
c devices such as artificial cardiopulmonary machines used for life support
Wearable medical electronic devices such as electrocardiogram (ECG) machines and infusion sets

● The following individuals should not use this feature

- Individuals with a history of heart disease, abnormal blood pressure, or malignant tumors
- Individuals presenting with fever symptoms, or those suffering from infectious diseases or acute illnesses
- During dental treatment
- Individuals with immunodeficiency diseases such as AIDS leading to decreased immunity, or those currently using immunosuppressants
- Individuals with hemophilia, bleeding disorders, diabetes mellitus, or facial neuralgia
- Individuals with abnormalities in perception and pain sensation
- Individuals with keloid predisposition, facial melanosis, photosensitivity, or pigmentary disorders who have been on long-term use of steroid hormone medications, or those with capillary dilation due to hepatic dysfunction.
- Individuals with allergic constitution, allergic dermatitis, skin diseases, sensitive skin, or fragile skin
- Individuals with a history of epilepsy or those who may experience discomfort due to flickering light
- Individuals who have suffered sequelae of head or eye injuries due to traffic accidents or similar causes
- For individuals who have undergone ocular surgery (those who have received laser in situ keratomileusis should consult their **physician** before use)
- Pregnant women, those in menstruation, and breastfeeding women
- Infants and individuals unable to express their intentions independently
- Individuals who are intoxicated or experiencing hangover symptoms
- Individuals taking sleep aids
- Individuals experiencing extreme fatigue and physical discomfort
- Individuals who have experienced skin issues such as pigmentation and contact dermatitis due to chemical fibers
- Individuals who may develop or have previously developed dermatitis due to cosmetic products
- Recent cases of skin issues following the use of beauty devices in individuals who underwent chemical peeling treatments at skincare salons or similar facilities.



● Do not use on the following areas

- Non-designated site
- Mucosal areas surrounding the heart, the eyeball, the upper eyelid, the lips, and the mouth
- Location of pathological pigmented spots, nevi, or viral warts
- Areas of skin stinging and inflammation caused by excessive sun exposure
- Areas with wounds, eczema, psoriasis, herpes, suppurative acne, and acne vulgaris
- Prohibited a Areas that may cause pathological pigmentation due to itching, fever, or



physical irritation include: sites of previous surgery, genital area, anus, peritonsillar region, and ears.

- areas that have recently undergone depilatory or hair removal procedures

※If you are receiving hospital treatment, consult your physician before use.



DEEP DOCTOR

MICRO WATERWollness Device



MICRO WATER

BEAUTY

Apple Precautions Before Use △Warn

	<ul style="list-style-type: none"> Do not use simultaneously with other instruments Do not use for other purposes, and avoid using in damaged or malfunctioning conditions. This device is a specialized nursing instrument and should not be used for therapeutic purposes or other applications. Do not stare at or look directly at the LED light. Do not apply consecutively to the same area, as this may cause skin damage or lead to infections, sooting, pigmentation disorders, or exacerbation of dermatological symptoms. Do not use on pets.
	<ul style="list-style-type: none"> Use or store in a bathroom or humid environment only. Please place it in a location prone to magnetic attraction of water (e.g., washbasin).
	<ul style="list-style-type: none"> Do not immerse this instrument in water, or spray or pour water on it. (Failure to comply may result in electric shock, fire, or malfunction.)
	<ul style="list-style-type: none"> Do not touch the instrument with wet hands. (Failure to do so may result in electric shock or injury)
	<ul style="list-style-type: none"> Do not use near flammable materials such as diluent solutions, volatile oils, distilled water, or sprays. Please use the dedicated Feng C adapter immediately. <p>Please connect the dedicated MC adapter to other instruments promptly. (Fragrance may cause fires, electric shocks, or malfunctions)</p>
	<ul style="list-style-type: none"> When removing or inserting the Yangba Hai adapter, always hold the front end plug. Do not insert or remove the cable while holding it. Do not use if the MC adapter is damaged or becomes loose when plugged into the socket.
	<ul style="list-style-type: none"> Do not damage the plug cable. Do not damage, forcibly bend, pull, twist, place heavy objects on, or tightly restrain the device. Otherwise, it may cause fire, electric shock, or malfunction. Avoid socket overload. Otherwise, it may lead to fever or fire.
	<ul style="list-style-type: none"> Only for household sockets. Ensure the MC adapter diagram and plug are securely fastened

Precautions during use

△Warn

Please carefully read the following precautions before using this instrument.

	<ul style="list-style-type: none"> Stop using if any of the following conditions occur. Remove the C adapter from the socket. <ul style="list-style-type: none"> Ditch, Thunderclap The ink fountain or K adapter diagram connector exhibits smoking, abnormal heating, emission of foul odor, and deformation.
	<ul style="list-style-type: none"> The calibrator may generate heat during use, but this will not pose any safety concerns. Connect the positioner to metal or electrical products promptly. <ul style="list-style-type: none"> Mobile phones, televisions, etc.
	<ul style="list-style-type: none"> The opening the instrument may be dismantled, modified, or repaired. For repair, please consult the purchasing store.
	<ul style="list-style-type: none"> When using, please remove precious metals, glasses, and contact lenses. <ul style="list-style-type: none"> Precious metals: earrings, necklaces, watches, etc. When using it for the first time or if you are not yet familiar with it, start from the file. Please press the nursing head firmly against the skin and maintain continuous contact with the same area for more than 3 seconds to avoid causing skin irritation. When performing periorbital skin care, close your eyes before use. If skin or body pain or any abnormal reactions occur during use, discontinue immediately.

△pay attention to

Precautions for Use of This Instrument Please read the following items carefully before use.

1	<p>Special care required for the first year: 1 site = weekly care once per week</p> <ul style="list-style-type: none"> During weeks 1-2, perform nursing care twice weekly. Starting from week 3, adjust the frequency based on skin condition, approximately once every four weeks. Excessive care may adversely affect skin health. <p>Daily routine care should be performed at a frequency of once per site per day or every two days.</p> <ul style="list-style-type: none"> Use according to the skin condition of the eye muscles.
2	<p>Skin condition varies depending on physical status.</p> <ul style="list-style-type: none"> Usage should be determined based on skin condition. If abnormal reactions such as skin irritation, erythema, or pruritus occur, discontinue use and consult a specialist physician.

Precautions for Maintenance and Inspection

△Warn

	<ul style="list-style-type: none"> Before cleaning this instrument, remove the M adapter from the instrument and its socket (failure to do so may cause fire or malfunction).
	<ul style="list-style-type: none"> Please ensure the C adapter or plug is not attached to metal pins or covered with dust. (Failure to do so may cause fire, electric shock, or equipment failure.) Do not drop or impact this instrument. When storing, do not roll the cable coil over the adapter.
	<ul style="list-style-type: none"> When not in use, be sure to turn off the power supply and unplug the adapter from the socket. (Failure to do so may cause fire or equipment malfunction.)
	<ul style="list-style-type: none"> Store in a place out of reach of children or for children to use only. Please store in the following place. <ul style="list-style-type: none"> Areas with direct sunlight, humid environments, and high dust concentrations Areas below high temperature or brightness levels, such as inside vehicles under direct sunlight Flammable areas, locations exposed to wind and rain Areas containing chemical substances or gas generation, as well as locations with strong vibrations Near heating appliances and heating devices, as well as near magnets
	<ul style="list-style-type: none"> Cleaning method Please use a soft cloth soaked in water and wring out to wipe off contaminants from this instrument. Wiping with a hard cloth may damage the instrument and reduce its functionality. Please avoid using alkaline agents, alcohol, diluents, volatile oils, or other solvents such as nail polish remover, abrasive powders, hot water, and pharmaceutical products. If the Jubes instrument is contaminated with specialized water or beauty serum, clean it before storage.

Check It Out

If the instrument has not been used for more than six months, please conduct a thorough inspection to ensure no abnormalities before use (e.g., LED lighting status, presence of cracks). Operating the device in a faulty condition may lead to accidents.



DEEP DOCTOR
MICRO WATER Wellness Device



**MICRO
WATER BEAUTY**



size of product

Patented product! Counterfeiting will be prosecuted!

(E 10) Dan



Product name :	Microdroplet Water Light Beauty Device	Output power :	400W (standby power: 40W)
Product model :	AFR-D5	Input currenton :	220V~50Hz-60Hz
Net product weight:	600g	Starting mode :	IC card nozzle activation
Product material:	Plastic ABS sheet metal parts, aluminum alloy	Product standard :	CE RHOS
Product size :	200mmx390mmx360 mm	mProduct Accessories:	Pedal switch, water supply pipe, exhaust pipe, syringe, IC probe, handle, power cord



closure door



Injection syringe



Hydroacoustic probe



Hydrogen water handle



power line





foot pedal



Watering Officer



Exhaust organ



main engine



DEEP DOCTOR

AFUR port

MICRO WATER Wellness Device



MICRO WATER BEAUTY

Product List





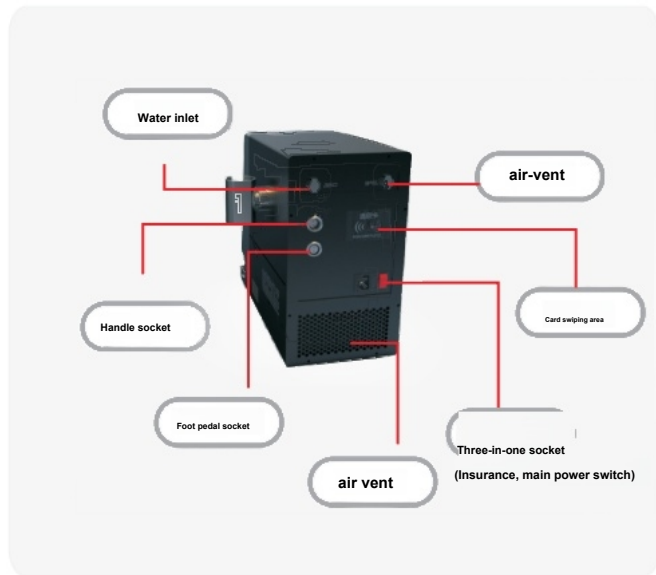
DEEP DOCTOR

MICRO WATER Wellness Device



MICRO WATER BEAUTY

Product Composition





DEEP DOCTOR
MICRO WATER Wellness Device



**MICRO
WATER BEAUTY**

Product Operation

(6) Coordinate with the handle to install the probe, attach the syringe, and adjust the spray parameters

(II) Activation of the pre-switching power supply switch

(4) Launch interface, parameter adjustment

(5) During the initial startup, install three 350 mL bottles of purified water. After regular drainage, add one bottle of mineral water each time.

(3) Card swiping for payment

(1) Connect the Power Cord and Turn on the Main Power Switch



osculum



Hydroacoustic probe



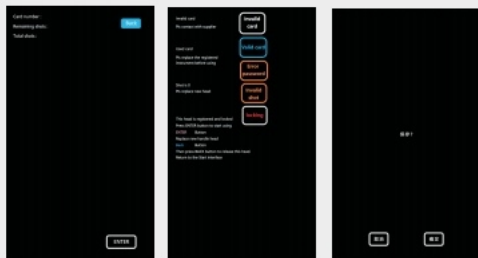
DEEP DOCTOR

MICRO WATERWellness Device



MICRO WATER BEAUTY

Interface Operations



(1) Display remaining attempts and completed attempts after card swiping
 (II) In case of abnormal display of vaccine production data (III) Save settings



Gear shift
Speed adjustment
pattern



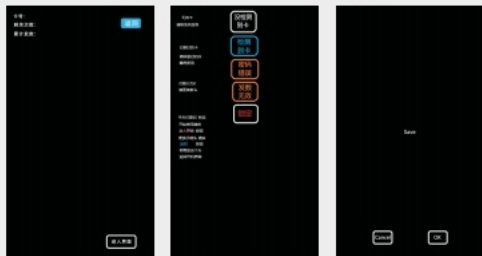
functional switch

Gear ratio adjustment, acceleration/deceleration adjustment, flow rate adjustment, and mold adjustment mode

Pause start



temperatur
e-regulated
emission



Shift up/
down, accelerate/decelerate, horizontal mode



functional switch

temperatur
e-regulated
emission

Gear shift acceleration and deceleration flow addition and subtraction mode

Pause start



temperatur
e-regulated
emission

English interface

Chinese interface



AFUR port

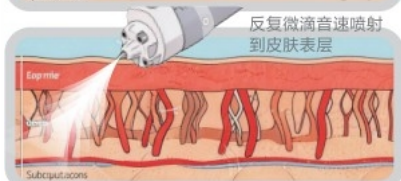
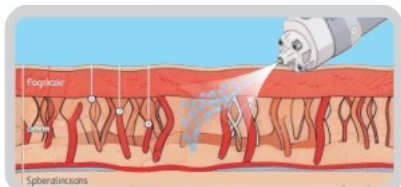
DEEP DOCTOR

MICRO WATERWellness Device

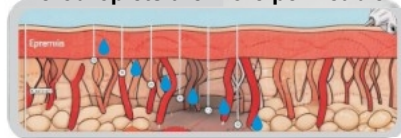


MICRO WATER BEAUTY

Schematic diagram of droplet sonic spray effect



Microdroplets are more permeable!

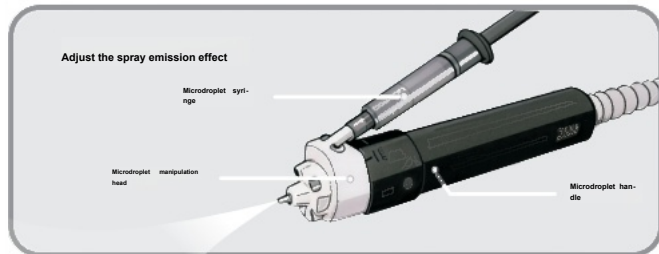


Adjust the spray emission effect


Microdroplet syringe

Microdroplet manipulation head

Microdroplet handle



Control operation distance





DEEP DOCTOR



MICRO WATER BEAUTY

Adjust product atomization effect based on actual location

调整好与皮肤间距离



音速喷射到皮肤表面



Microdroplet Sonic Jet Technology

Repetitive sonic jetting into the superficial skin layer facilitates enhanced microdroplet penetration!

使用中 通过脚踏开关控制出雾，操作更方便。





DEEP DOCTOR

MICRO WATER Wellness Device



MICRO WATER BEAUTY

WARRANTY CARD

[Maintenance Guidelines]

Trade name	DEEP DOCTOR Micro-Drip Water Phototherapy Health Care Device	
Term of service	From the purchase date	The host is covered by a six-month warranty (excluding other accessories).
Buy Store		
Purchase date	Days	sun
Customer Name		
Contact address		
Contact number		

Free repair services are provided as recorded on the product warranty card. From the date of purchase, any malfunction occurring during the warranty period will be covered.

Please attach a copy of this warranty card and authorize the authorized repair shop or agent to carry out the repair.

If you do not provide the purchase date, store name, customer name, address, or phone number, this warranty card will be

This will be considered invalid. Please ensure no items are missing before submission.

※ Accessories (including user manuals and warranty cards) are not covered by the warranty.

◆ Free warranty service cannot be provided even during the warranty period if any of the following conditions apply.

- A. This warranty card does not include the purchase date, store name, customer name, address, or phone number.
- B. Malfunctions and injuries caused by improper handling by users, such as falls or water immersion during transportation or movement
- C. Losses and failures caused by fires, natural disasters, and abnormal voltage
- D. Instrument malfunction caused by connection to other devices
- E. Malfunctions caused by the use of non-original accessories for this instrument
- F. Repairs, adjustments, or modifications not performed by the company
- G. This warranty card was not presented This warranty card cannot be replaced if lost. Please keep it safe.